


- Non-removable USB memory stick.
- The USB stick can be locked and unlocked easily by Lock key (smart keeper UNIVERSAL KEY).

1. Product parts



2. Check USB Port

Make sure there are holes inside the USB Port



Secure Memory USB doesn't work when



① Hole is open inside the USB



② No holes in the USB

3. Installation



① Select USB Port to use



② Insert LINKON




③ Press Lock Button




④ Installation finished

4. Uninstallation



① Press "Header Open Button" all the way toward to change the key to (b) Insert position



② Insert the Universal key into LINKON lock button hole. Make Universal key to (a) Pull out position and pull out the lock button



④ pull out LINKON